

No. NHMHP-IDSP/1/2020-IDSP-Section-HP-Part(1)- 20807
National Health Mission
Himachal Pradesh

To

All the Deputy Commissioners
Himachal Pradesh

All the Chief Medical Officers
Himachal Pradesh

All the Principals
Government Medical Colleges
Himachal Pradesh

All the Medical Superintendents
Himachal Pradesh

All the Nodal Officers
DCH/DCHC/ DCCC
Himachal Pradesh

Dated:- Shimla-9, the



Subject:- Regarding regular reporting of deaths in a timely manner and updation of www.covidcapacity.hp.gov.in


Sir/ Madam,

This is in continuation to letter No.NHMHP-IDSP0Misc/3/ 2019 - 20744 dated 09.05.2021 wherein directions have been issued to all stakeholders for updation of the website covidcapacity.hp.gov.in regularly and it has been specifically mentioned that this portal shall be single source of truth, to eliminate multiple channels of reporting and any discrepancy in the report uploaded shall be the responsibility of concerned facility incharge/ district. The directions are hereby re-iterated and any negligence in this regard shall be viewed seriously. It is further informed that the module for capturing the details of the patients in the facility has been added, user guide of which is attached with this letter. All facility incharges are directed that the details of admission, death, referral or discharge are entered on the portal without fail.

It has also been observed that some of the districts are not reporting the deaths on daily basis. A recent incident from District Hamirpur has come to the forefront where a lag of reporting of the deaths of even more than a week has been noticed. While action on this stray incident is being taken, such conduct casts aspersions on the credibility of reporting by the State. Attention of all the Chief

Medical Officers is again invited to this very important aspect. There should be no delay in reporting of the deaths to the State Surveillance Unit and all the deaths occurring should be reported on a daily basis along with all the details.


Attention is also invited to the order bearing No. NHMHP-IDSP/1/2020-IDSP-Section-HP-Part (1)-19394 dated 17.02.2021 wherein directions have been issued regarding sharing of COVID-19 status twice daily at 2.00 PM and 7.00 PM. However, it has been noticed that this is not being followed by the districts and details of new cases/ deaths are being shared even after 7.00 PM which results in discrepancy. So all are directed to adhere to these timings for sharing of information in public domain to prevent any discrepancy in this regard.


Secretary (Health) to the
Government of Himachal Pradesh

Endst. No. as above- dated:- Shimla-9, the
Copy is forwarded for information and necessary action to:

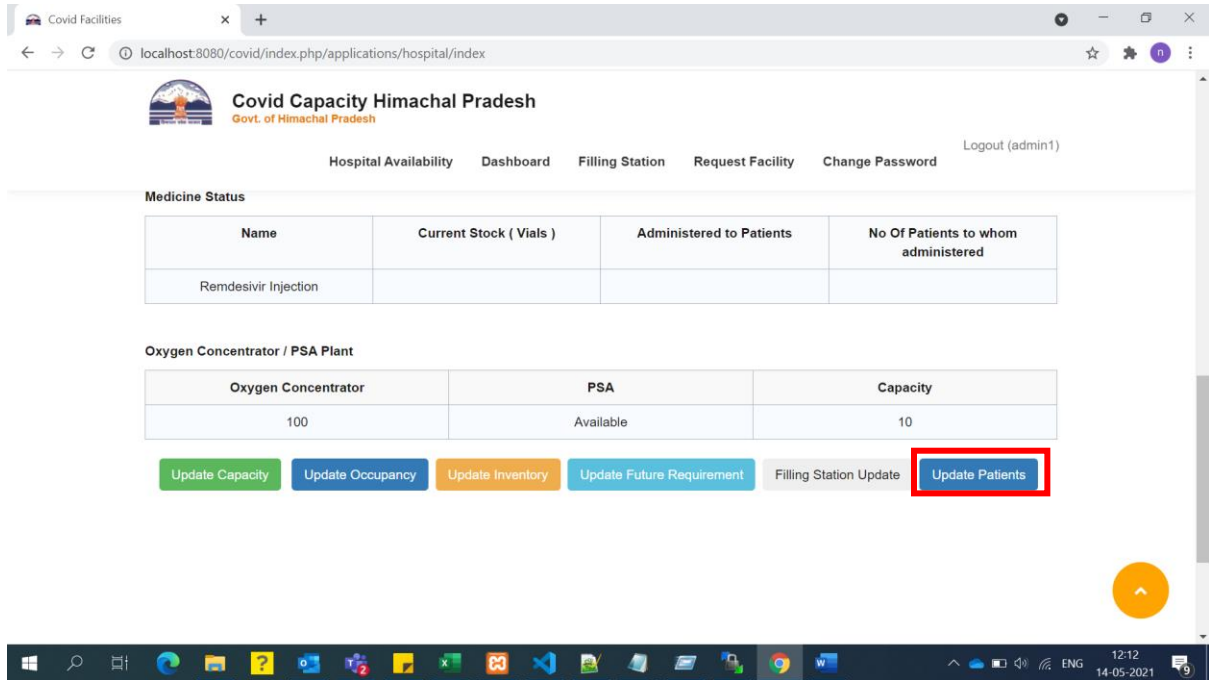
1. The Director Health Services, Himachal Pradesh.
2. The Director Medical Education & Research, Himachal Pradesh.
3. All the District Surveillance Officers, Himachal Pradesh.




Secretary (Health) to the
Government of Himachal Pradesh

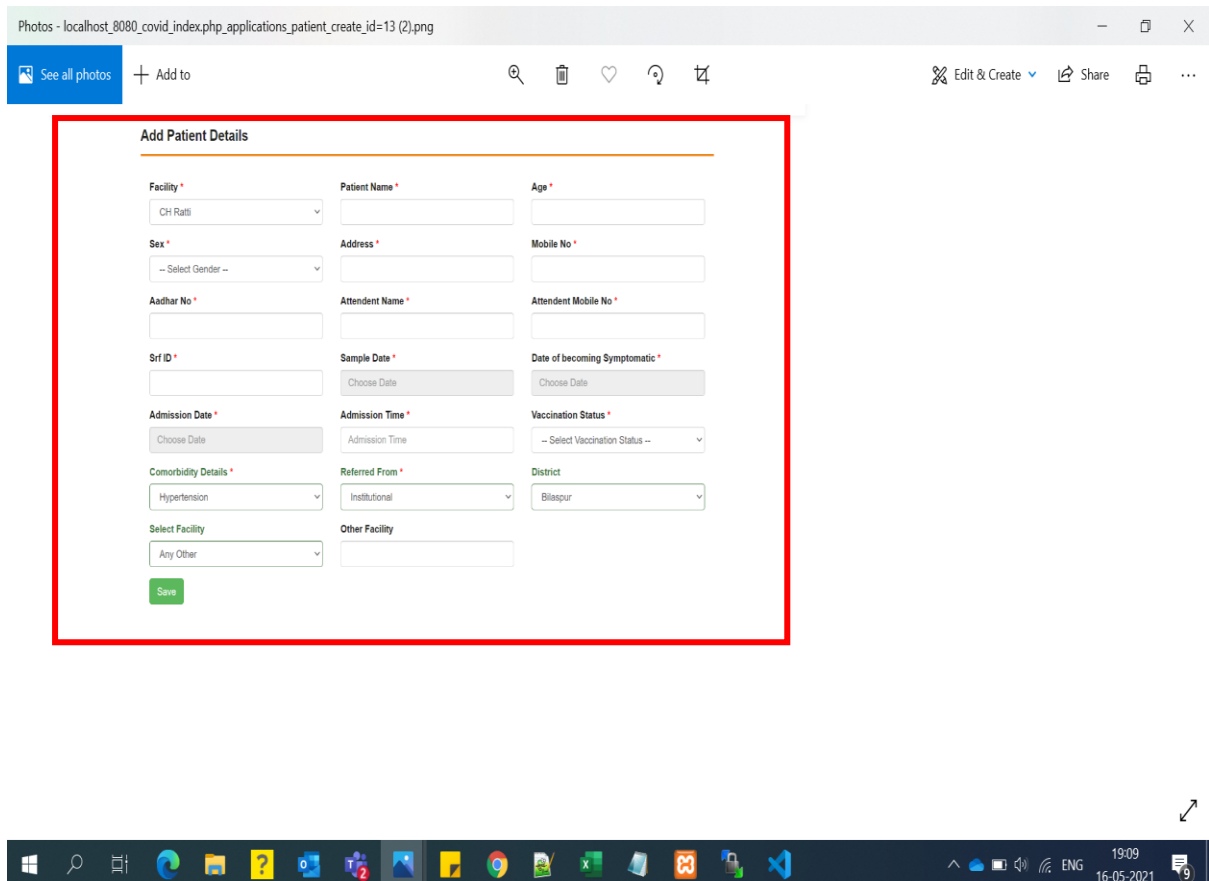
Step wise guide to update patient details:

Step 1: On the facility page click on “Update Patient” Tab



The screenshot shows the 'Covid Capacity Himachal Pradesh' dashboard. The page title is 'Covid Capacity Himachal Pradesh' with the subtitle 'Govt. of Himachal Pradesh'. The user is logged in as 'admin1'. The dashboard includes a navigation menu with 'Hospital Availability', 'Dashboard', 'Filling Station', 'Request Facility', and 'Change Password'. Below the navigation, there are two tables: 'Medicine Status' and 'Oxygen Concentrator / PSA Plant'. The 'Medicine Status' table has columns for Name, Current Stock (Vials), Administered to Patients, and No Of Patients to whom administered. The 'Oxygen Concentrator / PSA Plant' table has columns for Oxygen Concentrator, PSA, and Capacity. Below the tables, there are several buttons: 'Update Capacity', 'Update Occupancy', 'Update Inventory', 'Update Future Requirement', 'Filling Station Update', and 'Update Patients'. The 'Update Patients' button is highlighted with a red border.

Step 2: Fill the details of the patient in “Add Patient Details” form



The screenshot shows the 'Add Patient Details' form. The form is titled 'Add Patient Details' and contains the following fields:

- Facility * (Dropdown menu: CH Ratti)
- Patient Name * (Text input)
- Age * (Text input)
- Sex * (Dropdown menu: -- Select Gender --)
- Address * (Text input)
- Mobile No * (Text input)
- Aadhar No * (Text input)
- Attendant Name * (Text input)
- Attendant Mobile No * (Text input)
- Srf ID * (Text input)
- Sample Date * (Date picker: Choose Date)
- Date of becoming Symptomatic * (Date picker: Choose Date)
- Admission Date * (Date picker: Choose Date)
- Admission Time * (Text input: Admission Time)
- Vaccination Status * (Dropdown menu: -- Select Vaccination Status --)
- Comorbidity Details * (Dropdown menu: Hypertension)
- Referred From * (Dropdown menu: Institutional)
- District (Dropdown menu: Bilaspur)
- Select Facility (Dropdown menu: Any Other)
- Other Facility (Text input)

A green 'Save' button is located at the bottom left of the form.

Step 3: The details filled for the patients will be shown as under in **“Update Patient Status”**

The screenshot displays a web application interface for 'Covid Capacity Himachal Pradesh'. The page title is 'Update Patient Status'. Below the title is a table with the following columns: Select, Patient Name, Age, Sex, Srf Id, Admission Date, Patient Status, and Date & Time. The table contains one row with the following data: Select (checkbox), Patient Name (test), Age (25), Sex (Male), Srf Id (123456789), Admission Date (14-05-2021), Patient Status (Please Select), and Date & Time (empty). Below the table is a blue button labeled 'Update Patient Status'. The 'Patient Status' and 'Date & Time' columns are highlighted with red boxes. The browser address bar shows 'localhost:8080/covid/index.php/applications/patient/create?id=6'. The system tray at the bottom shows the date and time as 12:19 on 14-05-2021.

Select	Patient Name	Age	Sex	Srf Id	Admission Date	Patient Status	Date & Time
<input type="checkbox"/>	test	25	Male	123456789	14-05-2021	Please Select	

Step 4: To update the Status of patient please select the Patient and update the **“Patient Status field”** and **“Date & Time”**